



Light**light**.





# CONTENTS

<b>12</b>	Comparison table
	Product line:
<b>14</b>	Pipe Junior 2
<b>15</b>	Pipe Junior 4
<b>16</b>	Pipe Junior 6
<b>17</b>	Pipe Junior 8
<b>18</b>	Pipe 2
<b>19</b>	Pipe 4
<b>20</b>	Pipe 6
<b>21</b>	Pipe 8
<b>22</b>	Pipe Wide 42
<b>23</b>	Pipe Wide 44
<b>24</b>	Pipe Wide 63
<b>25</b>	Pipe Wide 84
<b>26</b>	Pipe Tisson 90
<b>27</b>	Pipe Tisson 150
<b>28</b>	Pipe Python 22
<b>30</b>	Transportation kits dimensions
<b>31</b>	Contacts



---

Unique  
POWER TO WEIGHT  
ratio



Ultimate soft  
light **without** any  
**additional**  
**diffusers**



---

Remote control  
via Bluetooth  
and CRMX  
(Lumen Radio)





Waterproof

Underwater  
usage



Handmade  
in Germany

Compact and  
travel-friendly



*ready to use*



*folded*

# SUMMARY TABLE OF SPECIFICATIONS

Model	PIPE JR 2	PIPE JR 4	PIPE JR 6	PIPE JR 8	PIPE 2	PIPE 4	PIPE 6	PIPE 8
	PIPE WIDE 42	PIPE WIDE 44	PIPE WIDE 63	PIPE WIDE 84		PIPE PYTHON 22	PIPE TISSON 90	PIPE TISSON 150
CCT range, K	2650 - 6500							
CRI	96/98							
Operating T, °C	Min: -15° C / Max: +40° C							
Storage T, °C	15-20° C							
Controller IP rating	IP20							
Lamp Head IP rating	IP67							
Wireless control	Lumen Radio (CRMX)							
Frequency PWM, KHz	128 (flicker free)							
Underwater usage up to depth, m	2							
Mounting system	16mm baby bin							
Cooling	Passive, noiseless							
DMX settings (510 channels)	1st channel - CCT, 2nd channel - power, 8bit							
Certifications	CE, RoHS							
Dimming steps special mode	0,20%							
Transition dimming time, ms	0-9999							



Model	PIPE JUNIOR 2
CCT range, K	2650 - 6500
CRI	96/98
Lamp head size (L × W × H), cm	60 × 20 × 20
Lamp head weight, kg	0,7
Power rating warm channel, W	50
Power rating cold channel, W	50
Total power rating (overdrive), W	100

Photometric data			
Distance, m	2650K (100%) lx	6500 (100%) lx	4000K (200%) lx
1	530	595	1150
2	160	200	360
3	80	100	180
6	26	32	58
10	13	14	28

# PIPE JUNIOR 2



Model	PIPE JUNIOR 4
CCT range, K	2650 - 6500
CRI	96/98
Lamp head size (L × W × H), cm	120 × 20 × 20
Lamp head weight, kg	1,4
Power rating warm channel, W	100
Power rating cold channel, W	100
Total power rating (overdrive), W	200

Photometric data			
Distance, m	2650K (100%) lx	6500 (100%) lx	4000K (200%) lx
1	910	1000	1630
2	356	410	685
3	179	209	360
6	58	69	120
10	28	33	60

# PIPE JUNIOR 4



Model	PIPE JUNIOR 6
CCT range, K	2650 - 6500
CRI	96/98
Lamp head size (L x W x H), cm	180 x 20 x 20
Lamp head weight, kg	2
Power rating warm channel, W	150
Power rating cold channel, W	150
Total power rating (overdrive), W	300

Photometric data			
Distance, m	2650K (100%) lx	6500 (100%) lx	4000K (200%) lx
1	1160	1360	2120
2	500	602	1180
3	270	325	607
6	91	105	194
10	44	54	90

# PIPE JUNIOR 6





Model	PIPE JUNIOR 8
CCT range, K	2650 - 6500
CRI	96/98
Lamp head size (L × W × H), cm	240 × 20 × 20
Lamp head weight, kg	3
Power rating warm channel, W	200
Power rating cold channel, W	200
Total power rating (overdrive), W	400

Photometric data			
Distance, m	2650K (100%) lx	6500 (100%) lx	4000K (200%) lx
1	1350	1450	2550
2	544	656	1100
3	308	375	635
6	103	117	213
10	44	59	102

# PIPE JUNIOR 8



Model	PIPE 2
CCT range, K	2650 - 6500
CRI	96/98
Lamp head size (L × W × H), cm	65 × 30 × 20
Lamp head weight, kg	0,7
Power rating warm channel, W	100
Power rating cold channel, W	100
Total power rating (overdrive), W	200

## PIPE 2



### Photometric data

Distance, m	2650K (100%)	6500 (100%)	4000K (200%)
	lx	lx	lx
1	934	984	1580
2	365	418	550
3	133	216	308
6	33	92	120
10	24	14	47



Model	PIPE 4
CCT range, K	2650 - 6500
CRI	96/98
Lamp head size (L × W × H), cm	135 × 30 × 20
Lamp head weight, kg	1
Power rating warm channel, W	200
Power rating cold channel, W	200
Total power rating (overdrive), W	400

# PIPE 4



Photometric data			
Distance, m	2650K (100%) lx	6500 (100%) lx	4000K (200%) lx
1	1360	1880	2550
2	556	774	1050
3	320	497	576
6	116	167	224
10	42	63	88



Model	PIPE 6
CCT range, K	2650 - 6500
CRI	96/98
Lamp head size (L × W × H), cm	195 × 30 × 30
Lamp head weight, kg	1,4
Power rating warm channel, W	300
Power rating cold channel, W	300
Total power rating (overdrive), W	600

Photometric data			
Distance, m	2650K (100%) lx	6500 (100%) lx	4000K (200%) lx
1	1674	1990	2830
2	675	957	1290
3	421	554	784
6	158	103	305
10	56	54	115

# PIPE 6



Model	PIPE 8
CCT range, K	2650 - 6500
CRI	96/98
Lamp head size (L × W × H), cm	260 × 30 × 30
Lamp head weight, kg	1,7
Power rating warm channel, W	400
Power rating cold channel, W	400
Total power rating (overdrive), W	800

# PIPE 8

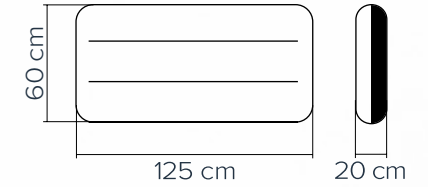


Photometric data			
Distance, m	2650K (100%) lx	6500 (100%) lx	4000K (200%) lx
1	1820	2330	3600
2	860	1040	1610
3	528	639	1040
6	211	242	408
10	83	98	154



Model	PIPE WIDE 42
CCT range, K	2650 - 6500
CRI	96/98
Lamp head size (L × W × H), cm	125 × 60 × 20
Lamp head weight, kg	1,2
Power rating warm channel, W	200
Power rating cold channel, W	200
Total power rating (overdrive), W	400

## PIPE WIDE 42



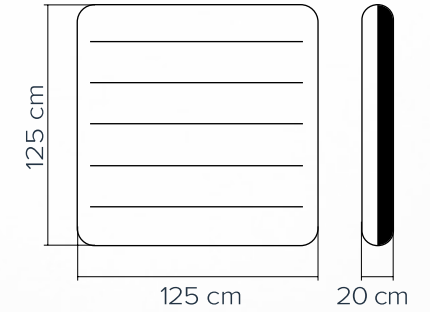
Photometric data			
Distance, m	2650K (100%) lx	6500 (100%) lx	4000K (200%) lx
1	1820	2040	3160
2	656	784	1220
3	394	465	739
6	148	173	280
10	60	56	111



Model	PIPE WIDE 44
CCT range, K	2650 - 6500
CRI	96/98
Lamp head size (L × W × H), cm	125 × 125 × 20
Lamp head weight, kg	2,4
Power rating warm channel, W	400
Power rating cold channel, W	400
Total power rating (overdrive), W	800

Photometric data			
Distance, m	2650K (100%) lx	6500 (100%) lx	4000K (200%) lx
1	2820	3210	5320
2	1200	1360	2270
3	699	803	1310
6	282	297	495
10	112	109	200

# PIPE WIDE 44



Model	PIPE WIDE 63
CCT range, K	2650 - 6500
CRI	96/98
Lamp head size (L × W × H), cm	180 × 90 × 20
Lamp head weight, kg	2,4
Power rating warm channel, W	400
Power rating cold channel, W	400
Total power rating (overdrive), W	800

## PIPE WIDE 63



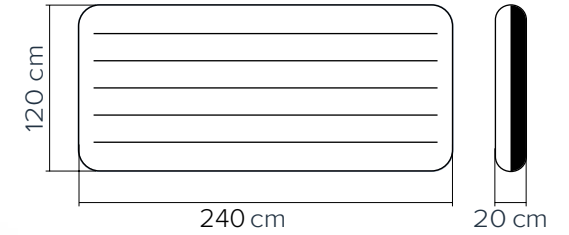
Photometric data			
Distance, m	2650K (100%) lx	6500 (100%) lx	4000K (200%) lx
1	2611	2900	4650
2	1140	1350	2060
3	677	818	1240
6	262	298	470
10	105	106	192





Model	PIPE WIDE 84
CCT range, K	2650 - 6500
CRI	96/98
Lamp head size (L × W × H), cm	240 × 120 × 20
Lamp head weight, kg	3,6
Power rating warm channel, W	800
Power rating cold channel, W	800
Total power rating (overdrive), W	1600

# PIPE WIDE 84

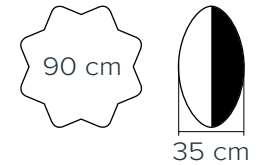


Photometric data			
Distance, m	2650K (100%) lx	6500 (100%) lx	4000K (200%) lx
1	3620	4220	6900
2	1750	2060	3350
3	1120	1330	2100
6	450	555	850
10	178	214	345




Model	PIPE TISSON 90
CCT range, K	2650 - 6500
CRI	96/98
Lamp head size (L x W x H), cm	90 x 90 x 35
Lamp head weight, kg	1,5
Power rating warm channel, W	150
Power rating cold channel, W	150
Total power rating (overdrive), W	300

# PIPE TISSON 90



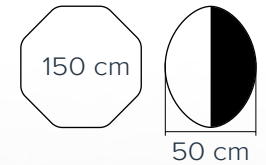
Photometric data			
Distance, m	2650K (100%) lx	6500 (100%) lx	4000K (200%) lx
1	1110	1410	2200
2	407	512	777
3	242	281	480
6	96	112	174
10	38	40	68




Model	PIPE TISSON 150
CCT range, K	2650 - 6500
CRI	96/98
Lamp head size (L × W × H), cm	150 × 150 × 50
Lamp head weight, kg	3
Power rating warm channel, W	300
Power rating cold channel, W	300
Total power rating (overdrive), W	600

Photometric data			
Distance, m	2650K (100%) lx	6500 (100%) lx	4000K (200%) lx
1	1682	2136	3333
2	617	776	1177
3	367	426	727
6	145	170	264
10	58	61	103

# PIPE TISSON 150

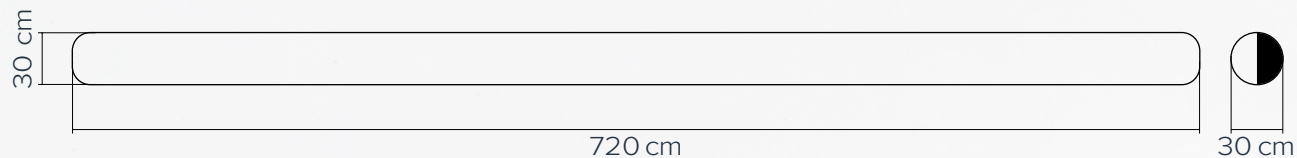


# PIPE PYTHON 22



Model	PIPE PYTHON 22
CCT range, K	2650 - 6500
CRI	96/98
Lamp head size (L x W x H), cm	720 x 30 x 30
Lamp head weight, kg	5
Power rating warm channel, W	800
Power rating cold channel, W	800
Total power rating (overdrive), W	1600

Photometric data			
Distance, m	2650K (100%) lx	6500 (100%) lx	4000K (200%) lx
1	2694	3518	5328
2	1299	1539	2447
3	803	946	1550
6	321	361	616
10	125	149	231



# PIPE PYTHON 22



# TRANSPORTATION KITS DIMENSIONS AND WEIGHT

Model	Weight, kg	Bag dimensions (L x W x H), cm	Product Package
PIPE JUNIOR 2	5	60x40x25	Transportation bag Lamp head Protective cover Controller in bag AC-Cable Extension cable (5m) Mounting pad/frame with straps Air pump Repair kit Skirt in bag  <i>Eggcrate (Soft grid) supplied separately.</i> <i>The tripod and sandbag are not in scope of delivery.</i>
PIPE JUNIOR 4	6	60x40x25	
PIPE JUNIOR 6	6	60x40x25	
PIPE JUNIOR 8	6	60x40x25	
PIPE 2	5	60x40x25	
PIPE 4	6	60x40x25	
PIPE 6	7	60x40x25	
PIPE 8	8	60x40x25	
PIPE WIDE 42	12	105,40x25	
PIPE WIDE 44	14	150x25x25, 60x40x25	
PIPE WIDE 63	16	105x40x25	
PIPE WIDE 84	18	150x25x25, 105,40x25	
PIPE TISSON 90	5	60x40x25	
PIPE TISSON 150	10	105x40x25	
PIPE PYTHON 22	14	90x60x25	



Pipe Lighting GmbH, Luisenweg 109, 20537 Hamburg, Germany

T +49 40 723 77 273

Mob. +49 151 299 31 049

[www.pipelighting.com](http://www.pipelighting.com)

[info@pipelighting.com](mailto:info@pipelighting.com)





2023, Made in Germany